

FINITURE

FINISHES/AUSFÜHRUNGEN/FINITIONS/ACABADOS

gambe metalliche

METAL LEGS
METALLBEINE
PIEDS EN MÉTAL
PATAS EN METAL

metal



BI WHITE RAL 9010



AS ALUMINIUM RAL 9006



NE BLACK RAL 9005

piano

TOP
PLATTE
PLATEAU
SOBRE


melamine



MBI WHITE



MTR DOVE



MCE CONCRETE




MOB LIGHT ELM



MRO OAK



MNT AMERICAN WALNUT



MOL ELM

gonna

MODESTY PANEL
SICHTBLLENDE
VOILE DE FOND
FALDON

melamine




MBI WHITE



MTR DOVE



MNE BLACK



MCE CONCRETE



MOB LIGHT ELM



MRO OAK



MNT AMERICAN WALNUT



MOL ELM

schermi

SCREEN
TRENNWÄDE
PANNÉAU-ÉCRAN
PANTALLAS


melamine



MBI WHITE



MTR DOVE




MCE CONCRETE




MOB LIGHT ELM



MRO OAK



MNT AMERICAN WALNUT



MOL ELM

glass



VØC FROSTED GLASS

fabric



XF KING FLEX



JT JET



SM STEP MELANGE



FINITURE

FINISHES/AUSFÜHRUNGEN/FINITIONS/ACABADOS

gambe metalliche

METAL LEGS
METALLBEINE
PIEDS EN MÉTAL
PATAS EN METAL

metal



BI WHITE RAL 9010



AS ALUMINIUM RAL 9006



NE BLACK RAL 9005


piano

TOP
PLATTE
PLATEAU
SOBRE

melamine



MBI WHITE



MTR DOVE




MCE CONCRETE



MOB LIGHT ELM



MRO OAK



MNT AMERICAN WALNUT



MOL ELM

gonna

MODESTY PANEL
SICHTBLLENDE
VOILE DE FOND
FALDON

melamine




MBI WHITE




MTR DOVE



MNE BLACK




MCE CONCRETE




MOB LIGHT ELM



MRO OAK



MNT AMERICAN WALNUT



MOL ELM


schermi

SCREEN
TRENNWÄDE
PANNÉAU-ÉCRAN
PANTALLAS


melamine



MBI WHITE



MTR DOVE



MCE CONCRETE




MOB LIGHT ELM



MRO OAK




MNT AMERICAN WALNUT



MOL ELM

glass



VØC FROSTED GLASS

fabric



XF KING FLEX



JT JET



SM STEP MELANGE

